



Senator Series 6

A new dimension in comfort and practicality





Senator Series 6 A new dimension in comfort and practicality

Incorporating the design expertise that has won numerous product awards in recent years, Senator is now firmly established as one of the most well-made and well-equipped touring homes available today.

The Series 6 line up features seven established layouts plus the all new California, a single axle fixed bed caravan with a transverse end washroom. All models are built in a 76" wide fully bonded shell, supplied with a six year integrity guarantee, to provide an extra dimension in comfort and practicality.

Outside models now feature the latest AL-KO ATC Trailer Control system and a TRACKER Monitor Stolen Vehicle Recovery system which, combined with the AL-KO AKS 3004 stabiliser and the AL-KO Secure portable wheel lock, will ensure that your new investment remains both safe on the road and secure on site.

Inside the interior décor featuring a choice of three contrasting soft furnishing options and premium quality fixtures and fittings in matt nickel, has been expertly refined to give Senator that unmistakable touch of class. Whilst a five star equipment manifesto is further enhanced with the introduction of the latest Dometic 115 litre refrigerator with a removable freezer compartment and a state of the art home entertainment system featuring a Radio/CD/MP3/DVD player and a remote control 16" flat screen digital television.

So if you require the very best in touring home design, supplied at a competitive retail price, then there is simply no better choice than Senator.



Senator Wyoming

Senator Series 6

Specification includes:

- **NEW** AL-KO ATC trailer control system
- **NEW** Style 14" alloy wheels with low profile tyres
- **NEW** AL-KO shock absorbers
(only on models manufactured after September 2008)
- AL-KO AKS 3004 stabiliser
- **NEW** Twin section Hartel exterior door with double glazed window and blind plus moulded interior liner and integral waste bin
- **NEW** Full height Hartel pleated door blind
- **NEW** Energy saving 12v LED pelmet strip lighting
- **NEW** Swivel electric flush Thetford C-250 cassette toilet with integrated header tank
- **NEW** Dometic 115 litre refrigerator with electronic ignition and detachable full width freezer compartment (fridge capacity increases to 122 litres when freezer compartment is removed)
- **NEW** Folding leaf free standing table with dedicated storage
- **NEW** Premium quality co-ordinated fixtures and fittings in matt nickel
- **NEW** Standard 'Blenhiem' soft furnishings with co-ordinating lined curtains and shaped arm rests
- **NEW** Optional 'Chatsworth' soft furnishings with co-ordinating lined curtains and shaped arm rests
- **NEW** Optional 'Sandringham' soft furnishings with co-ordinating lined curtains and shaped arm rests
- **NEW** Radio/CD/MP3/DVD player
- **NEW** Remote control 16" flat screen digital television
- **NEW** TRACKER Monitor Stolen Vehicle Recovery system (including first 12 months subscription fee)
- TRACKER alarm
- AL-KO Secure portable wheel lock

Senator soft furnishings:



Standard Blenheim upholstery



Optional Chatsworth upholstery

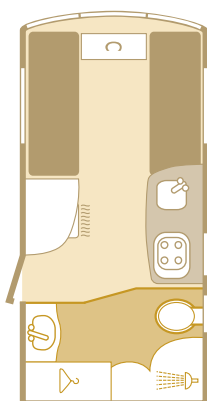


Optional Sandringham upholstery



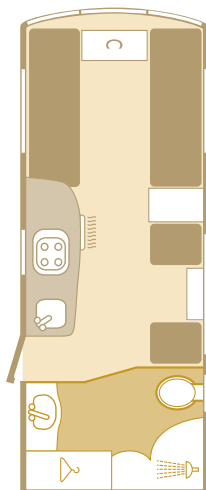
Senator Series 6

Range layouts



2 Berth

Vermont



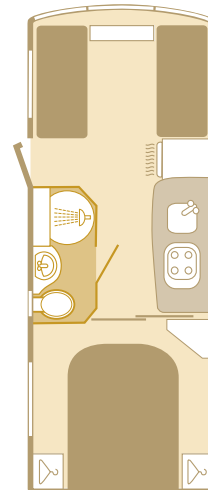
4 Berth

Arizona



4 Berth

Indiana

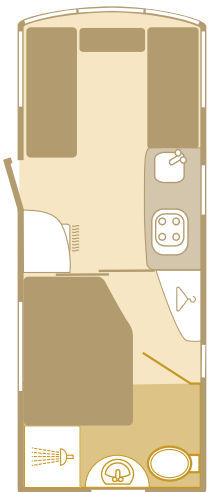


4 Berth

Virginia

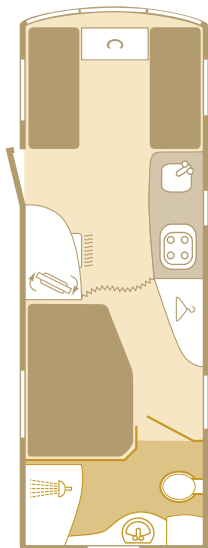


Senator Arizona



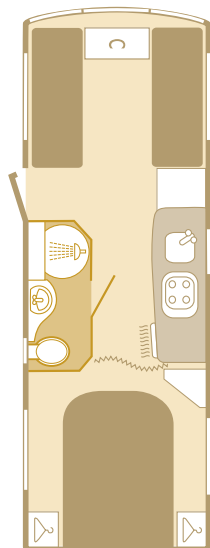
4 Berth

California



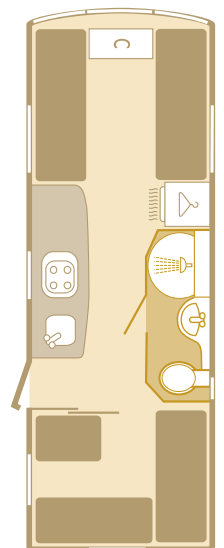
4 Berth

Wyoming



4 Berth

Louisiana



6 Berth

Carolina



Senator Series 6 Product specification

EXTERIOR

Fully bonded exterior body shell with 6-Year integrity guarantee | AL-KO galvanised chassis with Euro-axle | AL-KO AKS 3004 Stabiliser | Gas strut assisted handbrake | AL-KO chassis mounted spare wheel carrier and spare wheel (steel spare wheel) | AL-KO caravan jack | Fully insulated walls, floor and roof to grade II classification of EN1645-I (Panel thickness : Sides 28mm, Ceiling 31mm & Floor 44mm) | Full height ABS front panel with high line profile and integral grab handles | Gas bottle locker with gas strut assisted door | Gas locker courtesy light | Truma 30mbr gas regulator | Full height ABS rear panel with integral light cluster and integral grab handles | Individual rear light units | External gas barbeque point | Exterior 230v mains socket | Flush fit awning light | Status telescopic directional television aerial

NEW Impact resistant 5000 Series smooth finish aluminum skin | AL-KO ATC trailer control system | Style 14" alloy wheels with low profile tyres | AL-KO shock absorbers (only on models manufactured after September 2008) | Twin section Hartel exterior door with double glazed window and blind plus moulded interior liner and integral waste bin | Polyplastic silver framed double glazed windows throughout | Design ABS step up A-frame fairing | Re-engineered gas bottle locker tray which accommodates all bottle types | Design graphics scheme

ELECTRICAL SYSTEM

Mains electric with three 230v sockets | TV station with 230v/12v/aerial sockets (model specific) | Switch mode battery charger with 20 amps output | RCD/MCB protection for mains electric system | 25 metre mains connecting lead

NEW 12v bespoke internal light fittings | Energy saving 12v LED pelmet strip lighting

HEATING & WATER SYSTEM

Truma 3002 3kw gas heater and supplementary 230v Ultraheat system with automatic ignition and silent running night setting | Truma Ultratherm and blown air distribution system | Truma Ultrastore water heater (gas/electric operation) | Onboard water tank (Capacity 30 litres) | Inboard pressurised hot and cold fresh water system with reinforced hosing | Large bore rigid waste plumbing routed to side of tourer | Shower unit with ceramic ball mixer tap | Walk in domestic style plastic shower cubicle (model specific) | Bi-fold partition shower door in combination washrooms (model specific) | Non-slip shower mat | Fully fitted vanity unit, wall mirrors and integral storage

NEW Re-located Whale Aqua smart II on-board water pump with easy control access | Swivel electric flush Thetford C-250 cassette toilet with integrated header tank | Additional washroom storage furniture | Heated towel rail

KITCHEN EQUIPMENT

Spinflo recessed 4-burner hob unit incorporating flush fitting glass hinged lid | Spinflo combined grill and domestic style glass fronted oven with electronic ignition and flame failure device | Spinflo recessed sink with clip on draining board and ceramic ball mixer tap | Microwave oven | Washing up bowl

NEW Dometic 115 litre refrigerator with electronic ignition and detachable full width freezer compartment (fridge capacity increases to 122 litres when freezer compartment is removed) | Nylon food grade chopping board

FURNITURE & SOFT FURNISHINGS

Side dinette occasional table (model specific) | Chest of drawers with fold over coffee table (model specific) | Aircraft Style overhead storage lockers with full size curved locker doors and domestic style metal hinges | Domestic style washroom door and handle (model specific) | Pull out roller slatted bed | Sculpted wooden bunk fall out rails | Fully sprung upholstery (except split cushions used in bunk make up) | Loose fit drop in carpets

NEW Folding leaf free standing table with dedicated storage | Seat and backrest ventilation boards | Self supporting hinge sprung slatted bed box tops for easy access | Sprung bed box slats for extra comfort | Pull out drawer unit under front nearside bed box (model specific) | Re-engineered soft shut drawers units | 'Graphite' kitchen work top laminate | Pull out kitchen basket unit | Premium quality co-ordinated fixtures and fittings in matt nickel | Twin curtain track for improved hanging and ease of use | Superior quality upholstery fabrics and cushion construction | Standard 'Blenhiem' soft furnishings with co-ordinating lined curtains and shaped arm rests | Optional 'Chatsworth' soft furnishings with co-ordinating lined curtains and shaped arm rests | Optional 'Sandringham' soft furnishings with co-ordinating lined curtains and shaped arm rests

GENERAL EQUIPMENT

Mini-Heki sun roof located over rear bedroom (model specific) | Omnivent dual action rooflight mounted extractor fan | Remis flyscreen and sunblinds to front windows | Fitted doorwell mat | Analogue clock

NEW Heki II tilting sunroof with ceiling lighting surround | Remis flyscreen and pleated sunblind to all side and rear windows | Full height Hartel pleated door blind | Radio/CD/MP3/DVD player | Remote control 16" flat screen digital television | Rotating flat screen television display stand (model specific)

SECURITY

AL-KO Secure portable wheel lock | Selectamark electronic tagging (2 tags) | Vin no. etched to all exterior windows | Vin no. scribed in chassis member

NEW TRACKER Monitor Stolen Vehicle Recovery system (including first 12 months subscription fee) | TRACKER alarm | High security exterior door lock (single key operation on all other doors)



Main image: Senator Arizona. Inset: AL-KO ATC Trailer Control System, Radio/CD/MP3/DVD player, Dometic 115 litre refrigerator, Full height Hartel pleated door blind.

Bed sizes

Vermont

Front Saloon 6'10" x 4'7"
Or 2 @ 6'2" x 2'3"

Arizona

Front Saloon 6'10" x 4'8"
Or 2 @ 6'3" x 2'3"
O/Side Single 5'11" x 2'2"
& O/Side O/Head Single
5'9" x 2'0"

Indiana

Front Saloon 6'10" x 4'0"
Or 1 N/S Single @ 5'7" x 2'3"
& 1 O/S Single @ 5'9" x 2'3"
Rear Double 6'4" x 4'6"

Virginia

Front Saloon 6'10" x 4'5"
Rear Double 6'4" x 4'6"

California

Front Saloon 6'10" x 5'3"
Or 1 N/S Single @ 5'8" x 2'3"
& 1 O/S Single @ 5'3" x 2'3"
Rear Double 6'4" x 4'6"

Wyoming

Front Saloon 6'10" x 4'2"
Or 1 N/S Single @ 5'9" x 2'3"
& 1 O/S Single @ 6'1" x 2'3"
Rear Double 6'4" x 4'6"

Louisiana

Front Saloon 6'10" x 4'5"
Or 1 N/S Single @ 6'0" x 2'3"
& 1 O/S Single @ 6'1" x 2'3"
Rear Double 6'4" x 4'6"

Carolina

Front Saloon 6'10" x 4'7"
or 2 Singles @ 6'2" x 2'3"
3 O/S Singles @ 6'2" x 1'11"
& 1 N/S Single @ 5'11" x 2'6"



Technical data

	Vermont	Arizona	Indiana	Virginia	California	Wyoming	Louisiana	Carolina
Berths	2	4	4	4	4	4	4	6
Internal Length	4.992m 16'3"	5.608m 18'5"	5.608m 18'5"	5.608m 18'5"	5.608m 18'5"	6.400m 21'1"	6.400m 21'1"	6.400m 21'1"
Shipping Length	6.508m 21'5"	7.194m 23'7"	7.194m 23'7"	7.194m 23'7"	7.194m 23'7"	7.890m 25'11"	7.890m 25'11"	7.890m 25'11"
Overall Width	2.28m 7'6"	2.28m 7'6"	2.28m 7'6"	2.28m 7'6"	2.28m 7'6"	2.28m 7'6"	2.28m 7'6"	2.28m 7'6"
Overall Height	2.58m 8'6"	2.58m 8'6"	2.58m 8'6"	2.58m 8'6"	2.58m 8'6"	2.58m 8'6"	2.58m 8'6"	2.58m 8'6"
Internal H'room	1.90m 6'3"	1.90m 6'3"	1.90m 6'3"	1.90m 6'3"	1.90m 6'3"	1.90m 6'3"	1.90m 6'3"	1.90m 6'3"
Awning Size	940cm	1009cm	1009cm	1009cm	1009cm	1088cm	1088cm	1088cm
Tyre Sizes	195/70 R14LI96	185 R14LI104	185 R14LI104	185 R14LI104	185 R14LI104	185/65 R14LI93N	185/65 R14LI93N	185/65 R14LI93N
MTPLM	1392kg 27.4cwt	1500kg 29.5cwt	1500kg 29.5cwt	1495kg 29.4cwt	1495kg 29.4cwt	1678kg 33.0cwt	1686kg 33.2cwt	1759kg 34.6cwt
MRO	1183kg 23.3cwt	1264kg 24.9cwt	1264kg 24.9cwt	1259kg 24.8cwt	1259kg 24.8cwt	1435kg 28.2cwt	1443kg 28.4cwt	1496kg 29.4cwt
Payload Allowance for Essnt Habt'n Equipment	88kg 1.7cwt	88kg 1.7cwt	88kg 1.7cwt	88kg 1.7cwt	88kg 1.7cwt	88kg 1.7cwt	88kg 1.7cwt	88kg 1.7cwt
Payload Allowance for Personal Effects	106kg 2.1cwt	133kg 2.6cwt	133kg 2.6cwt	133kg 2.6cwt	133kg 2.6cwt	140kg 2.8cwt	140kg 2.8cwt	160kg 3.1cwt
Payload Allowance for Optional Equipment	15kg 0.3cwt	15kg 0.3cwt	15kg 0.3cwt	15kg 0.3cwt	15kg 0.3cwt	15kg 0.3cwt	15kg 0.3cwt	15kg 0.3cwt
Total User Payload	209kg 4.1cwt	236kg 4.6cwt	236kg 4.6cwt	236kg 4.6cwt	236kg 4.6cwt	243kg 4.8cwt	243kg 4.8cwt	263kg 5.2cwt

A Tolerance in the MRO has been allowed for in the calculations of Payload Margins. The awning length measurement shown is to be interpreted as a guide only and enquiry should be made to individual awning manufacturers for the correct size. All data is calculated using metric weights & measurements. The imperial figures quoted are conversions thereof.



Senator Virginia

Senator Series 6

For your safety Senator Series 6 features the following items as standard specification:



AL-KO ATC Trailer Control system



AL-KO AKS Stabiliser

www.bailey-caravans.co.uk

South Liberty Lane, Bristol BS3 2SS, England



80% Recycled paper



Mixed Sources
Product group from well-managed forests, controlled sources and recycled wood or fiber
www.fsc.org Cert no. SGS-COC-004881
© 1996 Forest Stewardship Council

This brochure does not constitute an offer by Bailey Caravans Ltd (Bailey). Bailey reserves the right to alter specifications and prices as market and supply conditions demand. Your Bailey retailer will confirm all specification details prior to you making your purchasing decision. E. & O. E. Bailey retailers sell our products of their own choice and not as agents of Bailey. Accordingly they have no authority to bind Bailey or to make any representation or undertaking whatsoever on behalf of Bailey. All household items illustrated in this brochure are used to enhance photography and are for display purposes only. They are not supplied with your touring caravan. Photographic colour reproduction is subject to the limitations of the production process.

Product photography in this brochure was shot on location at the following Caravan Club site: Hum Lane Caravan Club Site (members only), Burnham-On-Sea, Somerset. Tel: 01278 751412

